

This year we had our first full year of statistics again on usage in the Main Library. We again had a wonderful year and some amazing stats! Remember for more information or access to the Main Library visit - <http://Library.isb.ac.th>

## BIG INFORMATION USERS

It might be the Library Website, the EE Website, the databases, or the books our students check out ISB Students are BIG INFORMATION consumers.

### Biggest Databases

**EBSCO**

19005/Sessions & 62204/Searches

**JSTOR**

29510 Total Searches

### Library Website

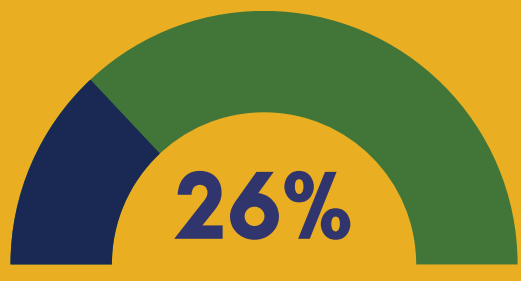
15,253 Visits (homepage)

**EE Website**

4,449 Visits

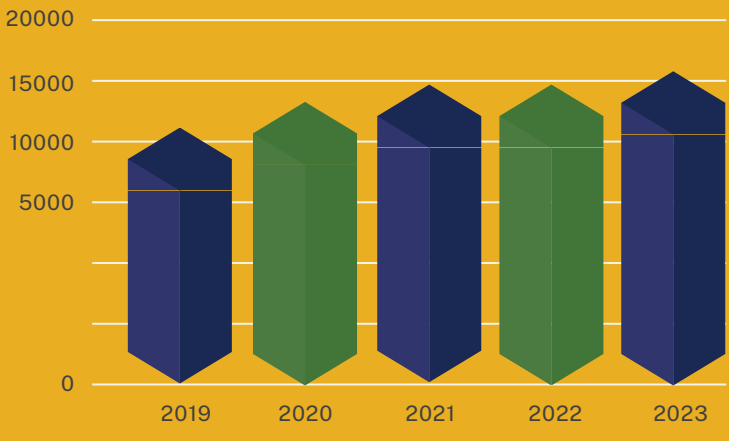
## ELECTRONICS CHECKOUTS UP!

Loads of checkouts this year. A 26% increase! This includes Cameras, Video Cameras, Microphones, Lights, Green Screens and MUCH MORE!



## 5 YEARS OF BOOK CHECKOUTS

Over the last 5 years, we have seen strong consistency with our library book checkouts - we went up again this year



## SORA - EBOOKS & AUDIOBOOKS

This year we saw tremendous usage of our eBooks and audiobooks again this year!



**Total Checkouts**



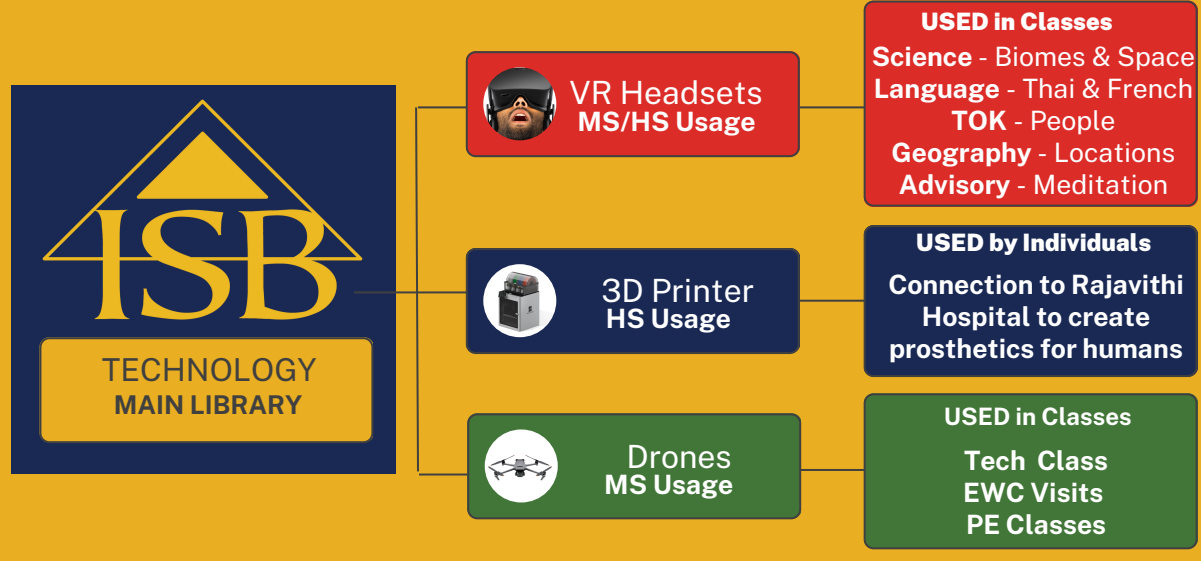
**Audiobooks**



**eBooks**

## NEW TECHNOLOGIES

We added some amazing technology this year to the Main Library! Checkout the items we added



## TOTAL CHECKOUTS

Over the years we have checked out quite a few items

**400,257**



## The Main Library

Artwork by Jeff Ross (ISB)

## Big Library Data

Total Library Books: 20,247  
 New books purchased: 591  
 Average Book Per Student: 22.2